

Name:

DOB:

.....

.....

Mild/moderate reaction:

- Swollen lips, face or eyes
- Itchy/tingling mouth
- Mild throat tightness
- Hives or itchy skin rash
- Abdominal pain or vomiting
- Sudden change in behaviour

Action to take:

- Stay with person, call for help if needed
- Locate adrenaline autoinjector(s)
- Give antihistamine:
.....

(If vomited, can repeat dose)

- Phone parent/emergency contact
- Do not take a shower to help with itchy skin, this can worsen the reaction

Emergency contact details:

1) Name:



2) Name:



Parental consent: I hereby authorise school staff to administer the medicines listed on this plan, in accordance with Department of Health Guidance on the use of AAI in schools.

Signed:

Print name:

Date:

Consent is required for children under 16 years (and for young people over 16 unable to give consent themselves) except in an unforeseen emergency

For more information about managing anaphylaxis in schools and "spare" adrenaline autoinjectors, visit: sparepenschools.uk

Watch for signs of ANAPHYLAXIS

(a potentially life-threatening allergic reaction)

Anaphylaxis may occur without skin symptoms: ALWAYS consider anaphylaxis in someone with known food allergy who has **SUDDEN DIFFICULTY IN BREATHING**

A AIRWAY

- Persistent cough
- Hoarse voice
- Difficulty swallowing
- Swollen tongue

B BREATHING

- Difficult or noisy breathing
- Wheeze or persistent cough

C CONSCIOUSNESS

- Persistent dizziness
- Pale or floppy
- Suddenly sleepy
- Collapse/unconscious

IF ANY ONE (OR MORE) OF THESE SIGNS ABOVE ARE PRESENT:

1 Lie flat with legs raised (if breathing is difficult, allow person to sit)



2 Use Adrenaline autoinjector without delay (eg. EpiPen®) (Dose: mg)

3 Dial 999 for ambulance and say ANAPHYLAXIS ("ANA-FIL-AX-IS")

***** IF IN DOUBT, GIVE ADRENALINE *****

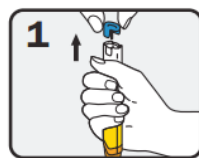
AFTER GIVING ADRENALINE:

1. Stay with child/young person until ambulance arrives, **do NOT stand them up.** Keep them lying down, even if things seem to be getting better.
2. Phone parent/emergency contact. If you are on your own, call a friend or relative and ask them to come over.
3. If no improvement **after 5 minutes, give a further adrenaline dose** using a second autoinjector device, if available.

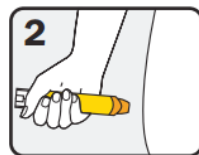
Commence CPR if there are no signs of life

You can dial 999 from any phone, even if there is no credit left on a mobile. Medical observation in hospital is recommended after anaphylaxis.

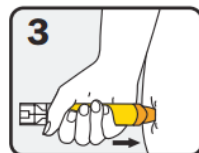
How to give EpiPen®



PULL OFF BLUE SAFETY CAP and grasp EpiPen. Remember: "blue to sky, orange to the thigh"



Hold leg still and PLACE ORANGE END against mid-outer thigh "with or without clothing"



PUSH DOWN HARD until a click is heard or felt and hold in place for **3 seconds.** Remove EpiPen.

Additional instructions:

If wheezy due to an allergic reaction, GIVE ADRENALINE FIRST and then asthma reliever (e.g. blue puffer) via spacer, if prescribed

This is a medical document to be completed by a healthcare professional. It must not be altered without their permission. This document provides medical authorisation for schools to administer a 'spare' back-up adrenaline autoinjector if needed, as permitted by the Human Medicines (Amendment) Regulations 2017. During travel, adrenaline auto-injector devices must be carried in hand-luggage or on the person, and NOT in the luggage hold. **This action plan and medical authorisation to carry emergency autoinjectors has been prepared by:**

Sign & print name:

Hospital/Clinic:



Date: